



*NYTT
FRÅ*
**INSTITUTT
FOR
INFORMATIKK**

Nr. 16 27. juni 2008



God Sommar

Innhald

Marc tek over
God sommar
Publiserings- og siteringsstatistikk

Marc tek over som instituttleiar

Marc Bezem skal vikariera som instituttleiar når eg no reiser til USA på forskingstermin for eit år (1. august 2008-1. august 2009). Fredrik Manne tek over som avløyser i denne perioden.



God sommar

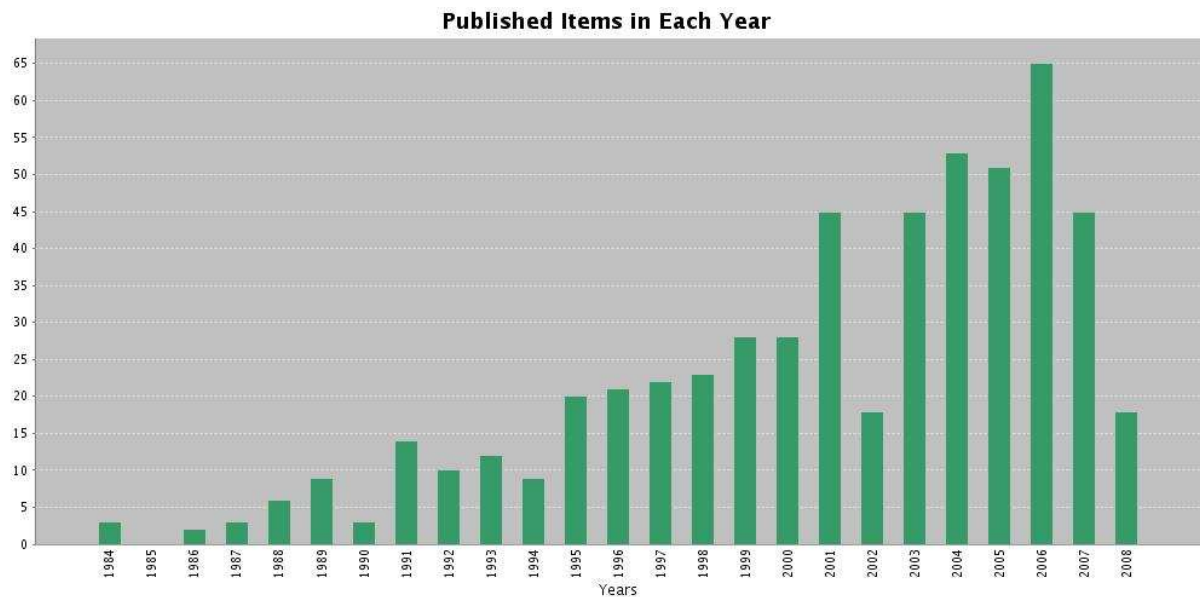
Dette blir siste II-NYTT før sommarferien og siste II-NYTT eg redigerer før eg reiser. Eg ynskjer alle ein god sommar og eit godt arbeidsår 2008-2009. Som litt ferielektyre har eg, inspirert av Bio-info, sett litt på ISI sine tal for publisering og sitering.

Publiserings- og siteringsstatistikk

Her er nokre av ISI sine tal for publisering og sitering frå instituttet vart oppretta i 1984 fram til no. Eg har brukt adressa:

Univ Bergen SAME Informat not (Informat Sci) not (Med Informat) not (Med Stat & Informat)

Det ser ut til dette gir nokså nøyaktig dei artikkelane som skal vera med, dvs artiklar med minst ein forfattar frå Institutt for informatikk. Det er i alt 553 slike arbeid i ISI databasen, dei alle fleste er artiklar. Alle er publisert på engelsk. Trenden har vore ein auke i heile perioden, både for artiklar og siteringar, med litt opp og ned frå år til år som ein kan venta statistisk på eit såpass avgrensa datasett. T.d. det høge talet i 2001 og låge talet i 2002 har ikkje nokon annan rimeleg forklaring enn statistisk variasjon. Auken over tid har sjølvsagt ein samanheng med oppbygginga og nedbygginga av instituttet. Då instituttet vart oppretta i 1984 var det 5 faste vitskaplege tilsette. Talet auka litt i rykk og napp til 25 i 2005. Då vart numerikkgruppa (5 faste stillingar) flytta til Matematisk institutt. Med ei pensjonering i 2005 og ein som slutta i 2006 vart talet redusert til 18 ved inngangen av 2007. Dette er rimelegvis nok av forklaring for ein nedgang i publikasjonar i 2007. Flest publikasjonar i perioden har Tor Helleseth med 109.



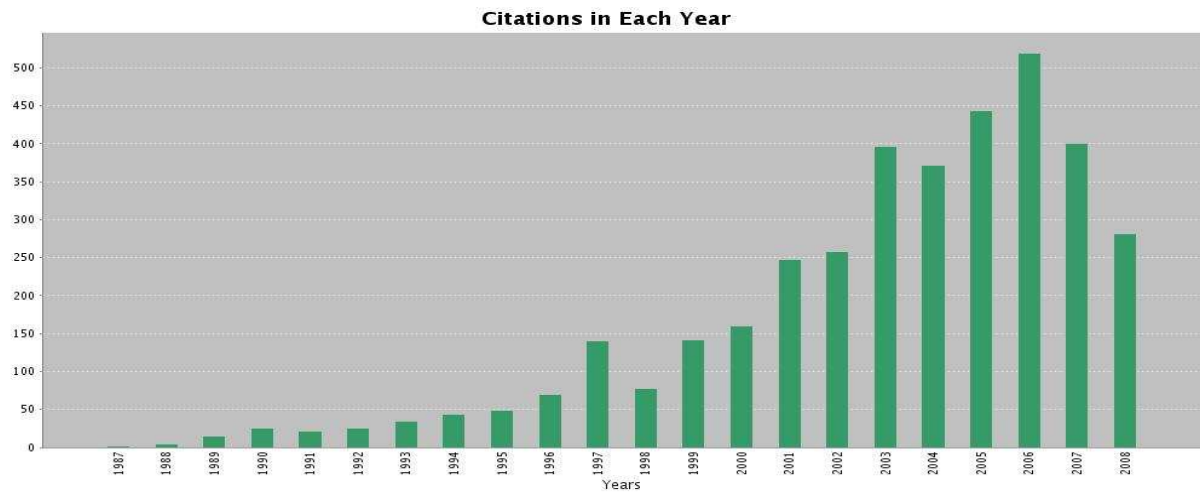
For siteringar har det vore meir markant auke i perioden sidan 1984. I alt har det vore 3740 siteringar, med topp på 519 i 2006. Flest siteringar totalt har Inge Jonassen med 1261. Den desidert høgast siterte artikkelen med 290 siteringar i alt og 48,75 i medel i året sidan publisering er:

Apweiler R, Attwood TK, Bairoch A, Bateman A, Birney E, Biswas M, Bucher P, Cerutti T, Corpet F, Croning MDR, Durbin R, Falquet L, Fleischmann W, Gouzy J, Hermjakob H, Hulo N, **Jonassen I**, Kahn D, Kanapin A, Karavidopoulou Y, Lopez R, Marx B, Mulder NJ, Oinn TM, Pagni M, Servant F, Sigrist CJA, Zdobnov EM,

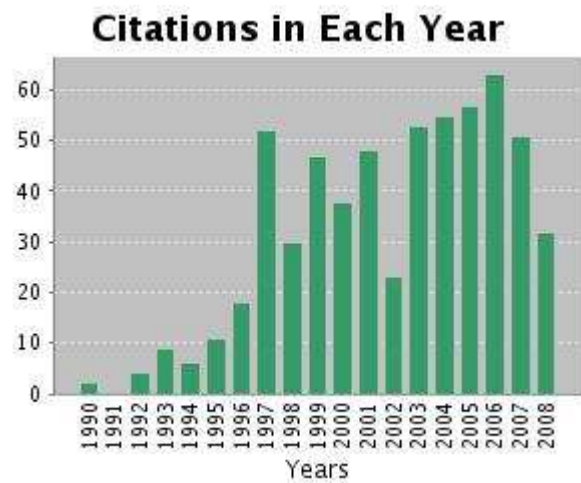
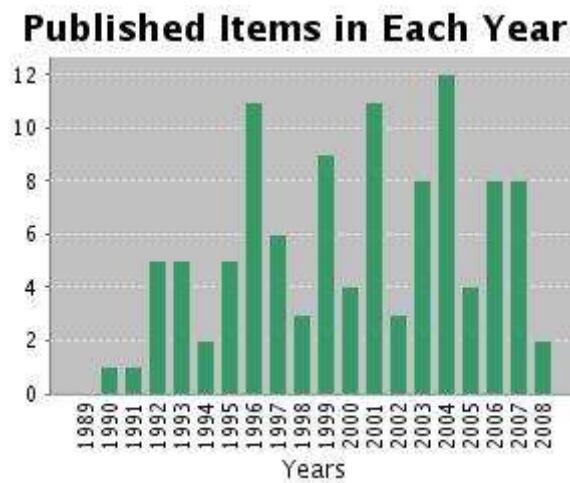
The InterPro database, an integrated documentation resource for protein families, domains and functional sites.

NUCLEIC ACIDS RESEARCH, 29, Issue:1, 37-40, JAN 2001.

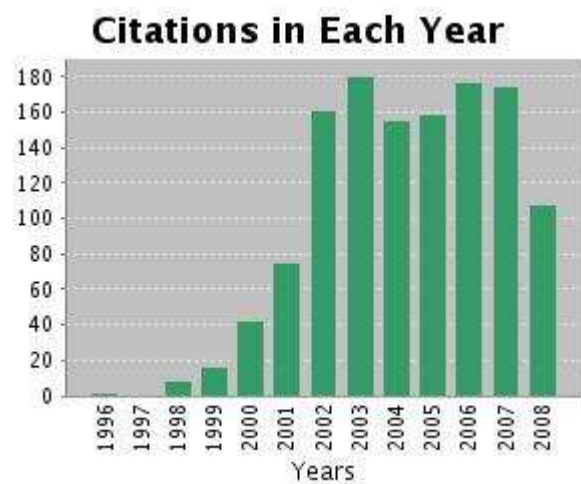
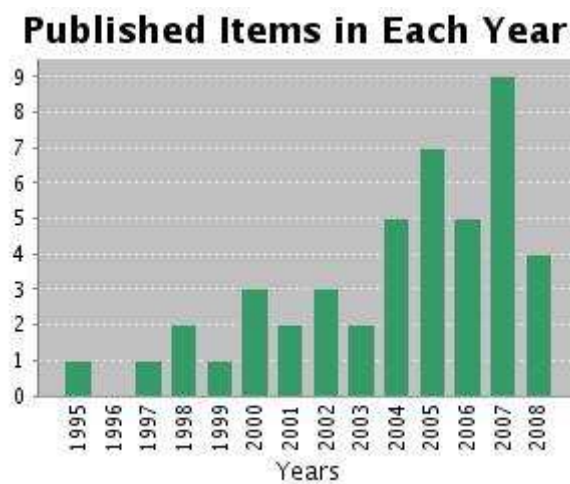
Omlag 30% av publikasjonane har ingen siteringar, spesielt gjeld dette sjølvsagt dei nyaste publikasjonane.



Flest publikasjonar, Tor Helleseeth. Årleg statistikk:



Flest siteringar, Inge Jonassen. Årleg statistikk:



Fagområde (ISI-klassifisering). Artiklane er klassifisert innan 130 ulike ISI-klassar, noko som vel illustrerer at faget vårt er svært tverrfagleg av natur.

Subject Area	Record Count	% of 553
COMPUTER SCIENCE, THEORY & METHODS	164	29.6564%
ENGINEERING, ELECTRICAL & ELECTRONIC	136	24.5931%
COMPUTER SCIENCE, INFORMATION SYSTEMS	125	22.6040%
MATHEMATICS, APPLIED	122	22.0615%
MATHEMATICS	51	9.2224%
COMPUTER SCIENCE, SOFTWARE ENGINEERING	38	6.8716%
COMPUTER SCIENCE, INTERDISCIPLINARY APPLICATIONS	28	5.0633%
BIOCHEMISTRY & MOLECULAR BIOLOGY	23	4.1591%
BIOCHEMICAL RESEARCH METHODS	22	3.9783%
BIOTECHNOLOGY & APPLIED MICROBIOLOGY	20	3.6166%
STATISTICS & PROBABILITY	19	3.4358%
MATHEMATICAL & COMPUTATIONAL BIOLOGY	15	2.7125%
OPERATIONS RESEARCH & MANAGEMENT SCIENCE	13	2.3508%
TELECOMMUNICATIONS	12	2.1700%
COMPUTER SCIENCE, HARDWARE & ARCHITECTURE	9	1.6275%
ONCOLOGY	8	1.4467%
BIOPHYSICS	5	0.9042%
COMPUTER SCIENCE, ARTIFICIAL INTELLIGENCE	5	0.9042%
GENETICS & HEREDITY	5	0.9042%
MATHEMATICS, INTERDISCIPLINARY APPLICATIONS	5	0.9042%
ACOUSTICS	4	0.7233%
BIOLOGY	3	0.5425%
CHEMISTRY, ANALYTICAL	3	0.5425%
ENGINEERING, INDUSTRIAL	3	0.5425%
HEMATOLOGY	3	0.5425%
MANAGEMENT	3	0.5425%
MECHANICS	3	0.5425%
TRANSPORTATION SCIENCE & TECHNOLOGY	3	0.5425%
DENTISTRY, ORAL SURGERY & MEDICINE	2	0.3617%
ENGINEERING, MULTIDISCIPLINARY	2	0.3617%
MATERIALS SCIENCE, MULTIDISCIPLINARY	2	0.3617%
MICROBIOLOGY	2	0.3617%
MULTIDISCIPLINARY SCIENCES	2	0.3617%
PERIPHERAL VASCULAR DISEASE	2	0.3617%
PHARMACOLOGY & PHARMACY	2	0.3617%
PHYSICS, APPLIED	2	0.3617%
RHEUMATOLOGY	2	0.3617%
AUTOMATION & CONTROL SYSTEMS	1	0.1808%
CELL BIOLOGY	1	0.1808%
CHEMISTRY, APPLIED	1	0.1808%
CHEMISTRY, MULTIDISCIPLINARY	1	0.1808%
COMPUTER SCIENCE, CYBERNETICS	1	0.1808%
ENDOCRINOLOGY & METABOLISM	1	0.1808%
ENGINEERING, BIOMEDICAL	1	0.1808%
ENGINEERING, CIVIL	1	0.1808%

ENGINEERING, MECHANICAL	1	0.1808%
ENVIRONMENTAL SCIENCES	1	0.1808%
FISHERIES	1	0.1808%
FOOD SCIENCE & TECHNOLOGY	1	0.1808%
GASTROENTEROLOGY & HEPATOLOGY	1	0.1808%
HEALTH CARE SCIENCES & SERVICES	1	0.1808%
HISTORY & PHILOSOPHY OF SCIENCE	1	0.1808%
IMMUNOLOGY	1	0.1808%
INFORMATION SCIENCE & LIBRARY SCIENCE	1	0.1808%
MARINE & FRESHWATER BIOLOGY	1	0.1808%
MEDICAL INFORMATICS	1	0.1808%
MEDICAL LABORATORY TECHNOLOGY	1	0.1808%
NEUROSCIENCES	1	0.1808%
OPTICS	1	0.1808%
PATHOLOGY	1	0.1808%
PHYSICS, ATOMIC, MOLECULAR & CHEMICAL	1	0.1808%
PHYSICS, FLUIDS & PLASMAS	1	0.1808%
PHYSICS, MATHEMATICAL	1	0.1808%
PHYSICS, MULTIDISCIPLINARY	1	0.1808%
PHYSICS, PARTICLES & FIELDS	1	0.1808%
PUBLIC, ENVIRONMENTAL & OCCUPATIONAL HEALTH	1	0.1808%
RADIOLOGY, NUCLEAR MEDICINE & MEDICAL IMAGING	1	0.1808%

Arbeida er publisert i om lag 200 ulike **tidsskrift** (eller andre periodiske publikasjoner som ISI dekkjer).

Source Title	Record Count	% of 553
IEEE TRANSACTIONS ON INFORMATION THEORY	113	20.4340%
DISCRETE MATHEMATICS	30	5.4250%
BIT	15	2.7125%
DESIGNS CODES AND CRYPTOGRAPHY	13	2.3508%
DISCRETE APPLIED MATHEMATICS	12	2.1700%
BIOINFORMATICS	9	1.6275%
THEORETICAL COMPUTER SCIENCE	8	1.4467%
FAST SOFTWARE ENCRYPTION	7	1.2658%
ACM TRANSACTIONS ON MATHEMATICAL SOFTWARE	6	1.0850%
IEEE TRANSACTIONS ON COMMUNICATIONS	6	1.0850%
JOURNAL OF COMPUTATIONAL AND APPLIED MATHEMATICS	6	1.0850%
JOURNAL OF STATISTICAL PLANNING AND INFERENCE	6	1.0850%
SIAM JOURNAL ON NUMERICAL ANALYSIS	6	1.0850%
FINITE FIELDS AND THEIR APPLICATIONS	5	0.9042%
SIAM JOURNAL ON MATRIX ANALYSIS AND APPLICATIONS	5	0.9042%
APPLIED ALGEBRA, ALGEBRAIC ALG. AND ERROR-COR. CODES, PROC.	4	0.7233%
APPLIED NUMERICAL MATHEMATICS	4	0.7233%
BMC BIOINFORMATICS	4	0.7233%
CRYPTOGRAPHY AND CODING, PROCEEDINGS	4	0.7233%
GRAPH-THEORETIC CONCEPTS IN COMPUTER SCIENCE	4	0.7233%
INFORMATION AND COMPUTATION	4	0.7233%
INFORMATION PROCESSING LETTERS	4	0.7233%
LINEAR ALGEBRA AND ITS APPLICATIONS	4	0.7233%
NUCLEIC ACIDS RESEARCH	4	0.7233%
PARALLEL COMPUTING	4	0.7233%
PROTEINS-STRUCTURE FUNCTION AND BIOINFORMATICS	4	0.7233%
SIAM JOURNAL ON SCIENTIFIC COMPUTING	4	0.7233%
ALGORITHMICA	3	0.5425%
ALGORITHMS - ESA 2005	3	0.5425%
APPLICABLE ALGEBRA IN ENGINEERING COMMUNICATION AND COMPUTING	3	0.5425%
BMC GENOMICS	3	0.5425%
COMPUTERS & OPERATIONS RESEARCH	3	0.5425%
COMPUTING	3	0.5425%
EUROPEAN JOURNAL OF OPERATIONAL RESEARCH	3	0.5425%
IEEE TRANS. ON ULTRASONICS FERROELECTRICS AND FREQUENCY CONTROL	3	0.5425%
IEEE TRANSACTIONS ON VEHICULAR TECHNOLOGY	3	0.5425%
IEEE TRANSACTIONS ON VISUALIZATION AND COMPUTER GRAPHICS	3	0.5425%
INTERNATIONAL JOURNAL OF ONCOLOGY	3	0.5425%
JOURNAL OF CRYPTOLOGY	3	0.5425%
JOURNAL OF GRAPH THEORY	3	0.5425%
LATIN 2006: THEORETICAL INFORMATICS	3	0.5425%
LECTURE NOTES IN COMPUTER SCIENCE	3	0.5425%
MATHEMATICS OF COMPUTATION	3	0.5425%
PARAMETERIZED AND EXACT COMPUTATION, PROCEEDINGS	3	0.5425%
SIAM JOURNAL ON DISCRETE MATHEMATICS	3	0.5425%
ALGORITHM THEORY - SWAT 2006, PROCEEDINGS	2	0.3617%
ALGORITHM THEORY - SWAT'98	2	0.3617%
ALGORITHMS - ESA 2006, PROCEEDINGS	2	0.3617%
APPLIED PARALLEL COMPUTING, PROCEEDINGS	2	0.3617%
ARS COMBINATORIA	2	0.3617%
ARTHRITIS AND RHEUMATISM	2	0.3617%
AUTOMATA , LANGUAGES AND PROGRAMMING, PROCEEDINGS	2	0.3617%
AUTOMATA, LANGUAGES AND PROGRAMMING, PROCEEDINGS	2	0.3617%
COMPUTATIONAL BIOLOGY AND CHEMISTRY	2	0.3617%
COMPUTER	2	0.3617%

CURRENT PHARMACEUTICAL BIOTECHNOLOGY	2	0.3617%
DISTRIBUTED COMPUTING	2	0.3617%
ELECTRONICS LETTERS	2	0.3617%
EUROPEAN JOURNAL OF COMBINATORICS	2	0.3617%
FOUNDATIONS OF COMPUTATIONAL MATHEMATICS	2	0.3617%
GRAPH -THEORETIC CONCEPTS IN COMPUTER SCIENCE	2	0.3617%
IEEE SECURITY & PRIVACY	2	0.3617%
IEEE-ACM TRANS. ON COMPUTATIONAL BIOLOGY AND BIOINFORMATIOCS	2	0.3617%
IEICE TRANS. ON FUND. OF ELECTRONICS COMMUN. AND COMPUTER SCI.	2	0.3617%
JOURNAL OF ALGORITHMS	2	0.3617%
JOURNAL OF COMBINATORIAL THEORY SERIES A	2	0.3617%
JOURNAL OF COMPLEXITY	2	0.3617%
JOURNAL OF COMPUTATIONAL BIOLOGY	2	0.3617%
JOURNAL OF MOLECULAR BIOLOGY	2	0.3617%
JOURNAL OF PARALLEL AND DISTRIBUTED COMPUTING	2	0.3617%
LATIN 2004: THEORETICAL INFORMATICS	2	0.3617%
MATHEMATICAL FOUNDATIONS OF COMPUTER SCIENCE 2005, PROCEEDINGS	2	0.3617%
MODELLING AND SIMULATION IN MATERIALS SCIENCE AND ENGINEERING	2	0.3617%
NUMERICAL ALGORITHMS	2	0.3617%
NUMERISCHE MATHEMATIK	2	0.3617%
OPERATIONS RESEARCH LETTERS	2	0.3617%
ORAL ONCOLOGY	2	0.3617%
PROTEOMICS	2	0.3617%
PUBLIC KEY CRYPTOGRAPHY - PKC 2006, PROCEEDINGS	2	0.3617%
RECENT TRENDS IN ALGEBRAIC DEVELOPMENT TECHNIQUES	2	0.3617%
SEQUENCES AND THEIR APPLICATIONS - SETA 2004	2	0.3617%
SIAM JOURNAL ON COMPUTING	2	0.3617%
SIAM REVIEW	2	0.3617%
THROMBOSIS AND HAEMOSTASIS	2	0.3617%
ACM COMPUTING SURVEYS	1	0.1808%
ACTA ARITHMETICA	1	0.1808%
ACTA MATHEMATICA SINICA-ENGLISH SERIES	1	0.1808%
ADVANCED ENCRYPTION STANDARD - AES	1	0.1808%
ADVANCES IN COMPUTATIONAL MATHEMATICS	1	0.1808%
ADVANCES IN CRYPTOLOGY - ASIACRYPT'98	1	0.1808%
ADVANCES IN CRYPTOLOGY - CRYPTO 2004, PROCEEDINGS	1	0.1808%
ADVANCES IN CRYPTOLOGY - EUROCRYPT '98	1	0.1808%
ADVANCES IN CRYPTOLOGY - EUROCRYPT'99	1	0.1808%
ADVANCES IN CRYPTOLOGY-CRYPTO 2000, PROCEEDINGS	1	0.1808%
ALGEBRA AND COALGEBRA IN COMPUTER SCIENCE, PROCEEDINGS	1	0.1808%
ALGORITHM AND COMPUTATION, PROCEEDINGS	1	0.1808%
ALGORITHM THEORY - SWAT 2000	1	0.1808%
ALGORITHMS - ESA 2003, PROCEEDINGS	1	0.1808%
ALGORITHMS AND COMPUTATION	1	0.1808%
ALGORITHMS AND DATA STRUCTURES, PROCEEDINGS	1	0.1808%
ALGORITHMS-ESA 2002, PROCEEDINGS	1	0.1808%
ANALYTICAL BIOCHEMISTRY	1	0.1808%
ANALYTICAL CHEMISTRY	1	0.1808%
ANNALES DES TELECOMMUNICATIONS-ANNALS OF TELECOMMUNICATIONS	1	0.1808%
APPLICATIONS OF EVOLUTIONARY COMPUTING	1	0.1808%
APPLIED PARALLEL COMPUTING	1	0.1808%
APPLIED PARALLEL COMPUTING: STATE OF THE ART IN SCI. COMPUTING	1	0.1808%
AQUACULTURE	1	0.1808%
ARCHIVES OF MICROBIOLOGY	1	0.1808%
BRIEFINGS IN BIOINFORMATICS	1	0.1808%
BRITISH JOURNAL OF INDUSTRIAL MEDICINE	1	0.1808%
CLINICAL CANCER RESEARCH	1	0.1808%
CODING AND CRYPTOGRAPHY	1	0.1808%
COMPUTATIONAL DISCRETE MATHEMATICS: ADVANCED LECTURES	1	0.1808%
COMPUTATIONAL LOGIC IN MULTI-AGENT SYSTEMS	1	0.1808%

COMPUTATIONAL OPTIMIZATION AND APPLICATIONS	1	0.1808%
COMPUTATIONAL SCIENCE - ICCS 2003, PT III, PROCEEDINGS	1	0.1808%
COMPUTER APPLICATIONS IN THE BIOSCIENCES	1	0.1808%
COMPUTER JOURNAL	1	0.1808%
COMPUTER SCIENCE LOGIC	1	0.1808%
COMPUTER SECURITY ESORICS 2004, PROCEEDINGS	1	0.1808%
COMPUTERS & CHEMISTRY	1	0.1808%
COMPUTERS & MATHEMATICS WITH APPLICATIONS	1	0.1808%
CONCURRENCY AND COMPUTATION-PRACTICE & EXPERIENCE	1	0.1808%
CONCURRENCY-PRACTICE AND EXPERIENCE	1	0.1808%
CYTOMETRY PART B-CLINICAL CYTOMETRY	1	0.1808%
DECLARATIVE AGENT LANGUAGES AND TECHNOLOGIES III	1	0.1808%
DIGITAL DOCUMENTS: SYSTEMS AND PRINCIPLES	1	0.1808%
ENGINEERING WITH COMPUTERS	1	0.1808%
EURASIP JOURNAL ON WIRELESS COMMUNICATIONS AND NETWORKING	1	0.1808%
EURO-PAR 2000 PARALLEL PROCESSING, PROCEEDINGS	1	0.1808%
EURO-PAR 2002 PARALLEL PROCESSING, PROCEEDINGS	1	0.1808%
EURO-PAR 2004 PARALLEL PROCESSING, PROCEEDINGS	1	0.1808%
EURO-PAR'99: PARALLEL PROCESSING	1	0.1808%
EUROPEAN PHYSICAL JOURNAL C	1	0.1808%
EXTREMOPHILES	1	0.1808%
FORMAL METHODS FOR OPEN OBJECT-BASED DISTRIBUTED SYSTEMS, PROC.	1	0.1808%
FORMAL METHODS IN SOFTWARE AND SYSTEMS MODELING	1	0.1808%
FUNDAMENTALS OF COMPUTATION THEORY, PROCEEDINGS	1	0.1808%
FUNDAMENTALS OF COMPUTATIONAL THEORY, PROCEEDINGS	1	0.1808%
GENOME RESEARCH	1	0.1808%
GRAPH DRAWING	1	0.1808%
HAEMATOLOGICA-THE HEMATOLOGY JOURNAL	1	0.1808%
HIGH PERFORMANCE COMPUTING AND COMMUNICATIONS, PROCEEDINGS	1	0.1808%
HIGH PERFORMANCE COMPUTING AND NETWORKING, PROCEEDINGS	1	0.1808%
IEEE PROCEEDINGS-COMPUTERS AND DIGITAL TECHNIQUES	1	0.1808%
IEEE JOURNAL ON SELECTED AREAS IN COMMUNICATIONS	1	0.1808%
IEEE TRANSACTIONS ON IMAGE PROCESSING	1	0.1808%
INTERNATIONAL JOURNAL FOR NUMERICAL METHODS IN ENGINEERING	1	0.1808%
INTERNATIONAL JOURNAL FOR NUMERICAL METHODS IN FLUIDS	1	0.1808%
INTERNATIONAL JOURNAL OF CANCER	1	0.1808%
INTERNATIONAL JOURNAL OF ENVIRONMENTAL ANALYTICAL CHEMISTRY	1	0.1808%
INTERNATIONAL JOURNAL OF NEUROSCIENCE	1	0.1808%
INT. J. OF SUPERCOMP. APPLICATIONS AND HIGH PERFORMANCE COMPUTING	1	0.1808%
INVERSE PROBLEMS	1	0.1808%
JOURNAL OF AUTOMATED REASONING	1	0.1808%
JOURNAL OF FOOD COMPOSITION AND ANALYSIS	1	0.1808%
JOURNAL OF FUNCTIONAL PROGRAMMING	1	0.1808%
JOURNAL OF HEURISTICS	1	0.1808%
JOURNAL OF IMMUNOLOGY	1	0.1808%
JOURNAL OF LOGIC AND ALGEBRAIC PROGRAMMING	1	0.1808%
JOURNAL OF LOGIC AND COMPUTATION	1	0.1808%
JOURNAL OF OPTIMIZATION THEORY AND APPLICATIONS	1	0.1808%
JOURNAL OF STEROID BIOCHEMISTRY AND MOLECULAR BIOLOGY	1	0.1808%
JOURNAL OF SUPERCOMPUTING	1	0.1808%
JOURNAL OF SURVEYING ENGINEERING-ASCE	1	0.1808%
JOURNAL OF THE ACM	1	0.1808%
JOURNAL OF THE ACOUSTICAL SOCIETY OF AMERICA	1	0.1808%
LARGE-SCALE SCIENTIFIC COMPUTING	1	0.1808%
LECTURE NOTES IN MATHEMATICS	1	0.1808%
LECTURES ON DATA SECURITY	1	0.1808%
LIBRARY TRENDS	1	0.1808%
LOGIC JOURNAL OF THE IGPL	1	0.1808%
MATHEMATICAL FOUNDATIONS OF COMPUTER SCIENCE 2004, PROCEEDINGS	1	0.1808%
MATHEMATICAL FOUNDATIONS OF COMPUTER SCIENCE 2006, PROCEEDINGS	1	0.1808%

MEDICAL IMAGE ANALYSIS	1	0.1808%
METHODS OF INFORMATION IN MEDICINE	1	0.1808%
MODELING IDENTIFICATION AND CONTROL	1	0.1808%
MOLECULAR MEMBRANE BIOLOGY	1	0.1808%
MULTIBODY SYSTEM DYNAMICS	1	0.1808%
NUMERICAL ANALYSIS AND ITS APPLICATIONS	1	0.1808%
ONCOLOGY REPORTS	1	0.1808%
OPTIMIZATION AND ENGINEERING	1	0.1808%
OPTIMIZATION METHODS & SOFTWARE	1	0.1808%
PARALLEL PROCESSING AND APPLIED MATHEMATICS	1	0.1808%
PARALLEL PROCESSING APPLIED MATHEMATICS	1	0.1808%
PHIL. TRANS. OF THE ROYAL SOC. OF LONDON SER. A-MATH. PHYS. ENG. SCI.	1	0.1808%
PHYSICAL REVIEW A	1	0.1808%
PHYSICAL REVIEW LETTERS	1	0.1808%
PLOS BIOLOGY	1	0.1808%
PROC. OF THE NATIONAL ACADEMY OF SCIENCES OF THE USA	1	0.1808%
PROTEIN SCIENCE	1	0.1808%
PROTEINS-STRUCTURE FUNCTION AND GENETICS	1	0.1808%
PROTEOMICS CLINICAL APPLICATIONS	1	0.1808%
RAIRO-OPERATIONS RESEARCH	1	0.1808%
RECENT ADV. IN PARALLEL VIRTUAL MACHINE AND MESSAGE PASSING INT.	1	0.1808%
RECENT TRENDS IN DATA TYPE SPECIFICATION	1	0.1808%
SCIENCE IN CHINA SERIES F-INFORMATION SCIENCES	1	0.1808%
SELF-STABILIZING SYSTEMS, PROCEEDINGS	1	0.1808%
SEQUENCES AND THEIR APPLICATIONS - SETA 2006	1	0.1808%
SIGPLAN NOTICES	1	0.1808%
STACS 2004, PROCEEDINGS	1	0.1808%
SYNTHESE	1	0.1808%
TAPSOFT '95: THEORY AND PRACTICE OF SOFTWARE DEVELOPMENT	1	0.1808%
THEORETICAL ASPECTS OF COMPUTING - ICTAC 2005	1	0.1808%
THEORY OF COMPUTING SYSTEMS	1	0.1808%
TOPICS IN CRYPTOLOGY - CT-RAS 2001, PROCEEDINGS	1	0.1808%
TRENDS IN GENETICS	1	0.1808%
WORLD JOURNAL OF GASTROENTEROLOGY	1	0.1808%
ZEITSCHRIFT FUR ANGEWANDTE MATHEMATIK UND MECHANIK	1	0.1808%

Heimland for medforfattar (utanom Norge). Vi har medforfattarar i 40 land, inkludert Noreg, med hovudvekt på USA, Vest-europa og Aust-asia.

Country/Territory	Record Count	% of 553
USA	74	13.3816%
ENGLAND	43	7.7758%
FRANCE	41	7.4141%
PEOPLES R CHINA	27	4.8825%
SOUTH KOREA	18	3.2550%
GERMANY	15	2.7125%
JAPAN	15	2.7125%
RUSSIA	15	2.7125%
SPAIN	15	2.7125%
NETHERLANDS	12	2.1700%
BELGIUM	11	1.9892%
CANADA	9	1.6275%
CZECH REPUBLIC	9	1.6275%
DENMARK	9	1.6275%
SINGAPORE	9	1.6275%
AUSTRALIA	8	1.4467%
SWEDEN	8	1.4467%
FINLAND	7	1.2658%
GREECE	6	1.0850%
ISRAEL	6	1.0850%
SWITZERLAND	5	0.9042%
BULGARIA	4	0.7233%
ICELAND	4	0.7233%
ITALY	4	0.7233%
AUSTRIA	3	0.5425%
LITHUANIA	2	0.3617%
POLAND	2	0.3617%
TAIWAN	2	0.3617%
BRAZIL	1	0.1808%
BYELARUS	1	0.1808%
HUNGARY	1	0.1808%
IRAN	1	0.1808%
LUXEMBOURG	1	0.1808%
NEW ZEALAND	1	0.1808%
PORTUGAL	1	0.1808%
QATAR	1	0.1808%
SCOTLAND	1	0.1808%
SLOVAKIA	1	0.1808%
SRI LANKA	1	0.1808%

Vi har sampublikasjoner med kollegaer frå 281 institusjonar (nokre institusjonar førekjem fleire gonger under litt ulike namn, t.d. Haukeland):

Institution Name	Record Count	% of 553
UNIV SO CALIF	19	3.4358%
OSAKA WOMENS UNIV	14	2.5316%
NATL INST MED RES	12	2.1700%
ACAD SINICA	11	1.9892%
HAUKELAND HOSP	11	1.9892%
RUSSIAN ACAD SCI	10	1.8083%
HAUKELAND UNIV HOSP	9	1.6275%
NATL UNIV SINGAPORE	9	1.6275%
HANYANG UNIV	8	1.4467%
KATHOLIEKE UNIV LEUVEN	8	1.4467%
UNIV POLITECN CATALUNYA	8	1.4467%
NORWEGIAN UNIV SCI & TECHNOL	7	1.2658%
EUROPEAN BIOINFORMAT INST	6	1.0850%
HONG KONG UNIV SCI & TECHNOL	6	1.0850%
MIT	6	1.0850%
POHANG UNIV SCI & TECHNOL	6	1.0850%
SEOUL NATL UNIV	6	1.0850%
UNIV DURHAM	6	1.0850%
CHARLES UNIV	5	0.9042%
ECOLE NATL SUPER TELECOMMUN BRETAGNE	5	0.9042%
INST MARINE RES	5	0.9042%
NANKAI UNIV	5	0.9042%
UNIV CAMBRIDGE	5	0.9042%
UNIV METZ	5	0.9042%
UNIV NEWCASTLE	5	0.9042%
UNIV UTRECHT	5	0.9042%
CHINESE ACAD SCI	4	0.7233%
EINDHOVEN UNIV TECHNOL	4	0.7233%
OLD DOMINION UNIV	4	0.7233%
TECH UNIV DENMARK	4	0.7233%
UNIV BRETAGNE OCCIDENTALE	4	0.7233%
UNIV CALIF SAN DIEGO	4	0.7233%
UNIV ICELAND	4	0.7233%
UNIV TURKU	4	0.7233%
AT&T BELL LABS	3	0.5425%
BERGEN CTR COMPUTAT SCI	3	0.5425%
BULGARIAN ACAD SCI	3	0.5425%
INRIA	3	0.5425%
INST SYST BIOL	3	0.5425%
NATL & CAPODISTRIAN UNIV ATHENS	3	0.5425%
ROGALAND RES	3	0.5425%
TECHNION ISRAEL INST TECHNOL	3	0.5425%
UNIV CLERMONT FERRAND	3	0.5425%
UNIV LIVERPOOL	3	0.5425%
UNIV OREGON	3	0.5425%
UNIV ORLEANS	3	0.5425%
UNIV OSLO	3	0.5425%
UNIV PAUL VERLAINE	3	0.5425%
UNIV TEXAS	3	0.5425%
UNIV VALLADOLID	3	0.5425%
AARHUS UNIV	2	0.3617%
ARGONNE NATL LAB	2	0.3617%
BERGEN UNIV COLL	2	0.3617%
CHINESE UNIV HONG KONG	2	0.3617%

CNRS	2	0.3617%
GADE INST	2	0.3617%
HONG IK UNIV	2	0.3617%
HYDRO ALUMINIUM AS	2	0.3617%
IBM CORP	2	0.3617%
INRA	2	0.3617%
INST THEORET COMP SCI	2	0.3617%
LIRMM	2	0.3617%
LORIA	2	0.3617%
LUND UNIV	2	0.3617%
MOLDE COLL	2	0.3617%
NATL CHIAO TUNG UNIV	2	0.3617%
NATL HOSP NORWAY	2	0.3617%
NORWEGIAN RADIUM HOSP	2	0.3617%
NTNU	2	0.3617%
OREGON STATE UNIV	2	0.3617%
PATTERN RECOGNIT SYST AS	2	0.3617%
RAS	2	0.3617%
RF ROGALAND RES	2	0.3617%
RUHR UNIV BOCHUM	2	0.3617%
RUTGERS STATE UNIV	2	0.3617%
SANGER CTR	2	0.3617%
SIMON FRASER UNIV	2	0.3617%
SWISS INST BIOINFORMAT	2	0.3617%
SWISS INST EXPT CANC RES	2	0.3617%
UNIFOB UIB	2	0.3617%
UNIV AALBORG	2	0.3617%
UNIV BIELEFELD	2	0.3617%
UNIV COMPLUTENSE MADRID	2	0.3617%
UNIV HELSINKI	2	0.3617%
UNIV IOANNINA	2	0.3617%
UNIV LEEDS	2	0.3617%
UNIV LONDON ROYAL HOLLOWAY & BEDFORD NEW COLL	2	0.3617%
UNIV MANCHESTER	2	0.3617%
UNIV NOTRE DAME	2	0.3617%
UNIV PENN	2	0.3617%
UNIV ROMA LA SAPIENZA	2	0.3617%
UNIV WATERLOO	2	0.3617%
US MIL ACAD	2	0.3617%
WARSAW UNIV	2	0.3617%
WASHINGTON STATE UNIV	2	0.3617%
WEIZMANN INST SCI	2	0.3617%
ZYMOGENET INC	2	0.3617%
AACHEN UNIV APPL SCI	1	0.1808%
AALBORG HOSP	1	0.1808%
ACAD SCI CZECH REPUBL	1	0.1808%
AMMS	1	0.1808%
APPALACHIAN STATE UNIV	1	0.1808%
ARIZONA STATE UNIV	1	0.1808%
AS VERITEC	1	0.1808%
ASTRAZENECA R&D	1	0.1808%
AT&T LABS RES	1	0.1808%
AV CR	1	0.1808%
BANKSYS NV	1	0.1808%
BELARUSSIAN STATE UNIV INFORMAT & RADIOELECT	1	0.1808%
BERGEN COLL	1	0.1808%
BERGEN CTR COMPUTAT SCI	1	0.1808%
BERGEN HIGH TECHNOL CTR	1	0.1808%
BRNO UNIV TECHNOL	1	0.1808%
CALTECH	1	0.1808%

CAP GEMINI NORWAY	1	0.1808%
CARLETON UNIV	1	0.1808%
CERFACS	1	0.1808%
CHALMERS UNIV TECHNOL	1	0.1808%
CHARLES UNIV PRAGUE	1	0.1808%
CHRISTIAN MICHELSEN INST	1	0.1808%
CHRISTIAN MICHELSEN RES	1	0.1808%
CHRISTIAN MICHELSEN RES AS	1	0.1808%
CITY UNIV LONDON	1	0.1808%
CLEMSON UNIV	1	0.1808%
CNR	1	0.1808%
COMENIUS UNIV	1	0.1808%
CTR EUROPEEN RECH & FORMAT AVANCEE CALCUL SCI	1	0.1808%
CTR MARINE BIOTECHNOL	1	0.1808%
CTR RECH TRANSPORTS	1	0.1808%
CTR RES VIROL	1	0.1808%
DALTON STATE COLL	1	0.1808%
DAMTP	1	0.1808%
DELFT UNIV TECHNOL	1	0.1808%
ECOLE POLYTECH	1	0.1808%
EDB BUSINESS PARTNER	1	0.1808%
EMBL OUTSTN	1	0.1808%
ERNST & YOUNG	1	0.1808%
ETH	1	0.1808%
FH AARGAU	1	0.1808%
FINNISH GAME & FISHERIES RES INST	1	0.1808%
GEMPLUS	1	0.1808%
GENETHON	1	0.1808%
GEORGE WASHINGTON UNIV	1	0.1808%
GIS INFOBIOGEN	1	0.1808%
GOTHENBURG UNIV	1	0.1808%
HEC MONTREAL	1	0.1808%
HIB	1	0.1808%
HONEYWELL LABS	1	0.1808%
HTL BRUGG WINDISCH	1	0.1808%
HUGHES MISSILE SYST CO	1	0.1808%
HUGHES NETWORK SYST	1	0.1808%
HUGHES SPACE & COMMUN	1	0.1808%
HYUNDAI ELECT IND CO LTD	1	0.1808%
INST EURECOM	1	0.1808%
INST GENOM RES	1	0.1808%
INST MARINE RES MATRE	1	0.1808%
INST NATL RECH INFORMAT & AUTOMAT	1	0.1808%
INST PHYS	1	0.1808%
INST SUPER TECN	1	0.1808%
INTERVET NORBIO AS	1	0.1808%
ISI AS	1	0.1808%
JOHNS HOPKINS UNIV	1	0.1808%
KAROLINSKA HOSP	1	0.1808%
KAROLINSKA HOSP & INST	1	0.1808%
KFKI RES INST PARTICLE & NUCL PHYS	1	0.1808%
KINGS COLL LONDON	1	0.1808%
KONRAD ZUSE ZENTRUM INFORMAT TECH BERLIN	1	0.1808%
LA TROBE UNIV	1	0.1808%
LINKOPING UNIV	1	0.1808%
LUNDE	1	0.1808%
MASSEY UNIV	1	0.1808%
MATEMAT & INFORMAT INST	1	0.1808%
MATH & INFORMAT INST	1	0.1808%
MATRE RES STN	1	0.1808%

MAX PLANCK INST INFORMAT	1	0.1808%
MBU AV CR	1	0.1808%
MING HSIN UNIV SCI & TECHNOL	1	0.1808%
MOSCOW INST PHYS & TECHNOL	1	0.1808%
MTT AGRIFOOD RES FINLAND	1	0.1808%
MV KELDYSH APPL MATH INST	1	0.1808%
NASA	1	0.1808%
NATL & CAPODISTRIAN UNIV ATHENS PANEPISTIMIOUPOLI	1	0.1808%
NATL HUMAN GENET RES INST	1	0.1808%
NATL INST NUTR & SEAFOOD RES	1	0.1808%
NATL TAIPEI UNIV	1	0.1808%
NCI	1	0.1808%
NERA ASA	1	0.1808%
NERA NETWORKS AS	1	0.1808%
NEW JERSEY INST TECHNOL	1	0.1808%
NORLUX NEUROONCOL	1	0.1808%
NORWEGIAN SCH ECON & BUSINESS ADM	1	0.1808%
NORWEGIAN UNIV LIFE SCI	1	0.1808%
NOVO NORDISK AS	1	0.1808%
NYU	1	0.1808%
OHIO STATE UNIV	1	0.1808%
OTTO VON GUERICKE UNIV	1	0.1808%
POLITECN MILAN	1	0.1808%
PONTIFICIA UNIV CATOLICA RIO GRANDE DO SUL	1	0.1808%
PROMED INST	1	0.1808%
PROTON WORLD INT	1	0.1808%
PUC RIO	1	0.1808%
QUALACOMM INC	1	0.1808%
RICE UNIV	1	0.1808%
RSA LABS	1	0.1808%
SANDIA NATL LABS	1	0.1808%
SIMULOG SA	1	0.1808%
STANFORD UNIV	1	0.1808%
STATE UNIV GHENT VIB	1	0.1808%
STAVANGER UNIV	1	0.1808%
STAVANGER UNIV COLL	1	0.1808%
STORDL HAUGESUND COLL	1	0.1808%
SYKTYVKAR STATE UNIV	1	0.1808%
TECH UNIV BERLIN	1	0.1808%
TECH UNIV EINDHOVEN	1	0.1808%
TECH UNIV MUNICH	1	0.1808%
TECH UNIV RUSSE	1	0.1808%
TECHGATE VIENNA	1	0.1808%
TEL AVIV UNIV	1	0.1808%
TEXAS A&M UNIV	1	0.1808%
THRANE & THRANE	1	0.1808%
TOKYO INST TECHNOL	1	0.1808%
UNIFOB	1	0.1808%
UNIFOB AS	1	0.1808%
UNIGEO AS	1	0.1808%
UNIV AIX MARSEILLE 1	1	0.1808%
UNIV AUGSBURG	1	0.1808%
UNIV BERGEN HIB	1	0.1808%
UNIV BERGEN HOYTEKNOL SENTERET	1	0.1808%
UNIV BERGEN PROBE	1	0.1808%
UNIV BRADFORD	1	0.1808%
UNIV CALIF BERKELEY	1	0.1808%
UNIV CALIF DAVIS	1	0.1808%
UNIV CALIF SAN FRANCISCO	1	0.1808%
UNIV DELAWARE	1	0.1808%

UNIV EDINBURGH	1	0.1808%
UNIV FLORENCE	1	0.1808%
UNIV GESAMTHSCH PADERBORN	1	0.1808%
UNIV GHENT	1	0.1808%
UNIV GRAD CTR	1	0.1808%
UNIV KARLSKRONA RONNEBY	1	0.1808%
UNIV KIEL	1	0.1808%
UNIV KLAGENFURT	1	0.1808%
UNIV LETHBRIDGE	1	0.1808%
UNIV LIMOGES	1	0.1808%
UNIV LONDON	1	0.1808%
UNIV MAGDEBURG	1	0.1808%
UNIV MALAGA	1	0.1808%
UNIV MINNESOTA	1	0.1808%
UNIV MONTREAL	1	0.1808%
UNIV NEW S WALES	1	0.1808%
UNIV NIJMEGEN	1	0.1808%
UNIV NOTTINGHAM	1	0.1808%
UNIV PARIS 08	1	0.1808%
UNIV PARIS 11	1	0.1808%
UNIV PAUL VERLAINE METZ	1	0.1808%
UNIV PERADENIYA	1	0.1808%
UNIV POLITECN CATALUNA	1	0.1808%
UNIV PUERTO RICO	1	0.1808%
UNIV QUEBEC	1	0.1808%
UNIV QUEENSLAND	1	0.1808%
UNIV RENNES	1	0.1808%
UNIV SOUTHAMPTON	1	0.1808%
UNIV TROMSO	1	0.1808%
UNIV UPPSALA	1	0.1808%
UNIV VERMONT	1	0.1808%
UNIV VICTORIA	1	0.1808%
UNIV WARWICK	1	0.1808%
UNIV WURZBURG	1	0.1808%
UPPSALA UNIV	1	0.1808%
VIB	1	0.1808%
VIENNA UNIV TECHNOL	1	0.1808%
VRIJE UNIV AMSTERDAM	1	0.1808%
VRVIS RES CTR	1	0.1808%
WAKE FOREST UNIV	1	0.1808%
WRIGHT STATE UNIV	1	0.1808%
XIDIAN UNIV	1	0.1808%
YONSEI UNIV	1	0.1808%
ZAEIM ELECT IND CO	1	0.1808%